

Loving one another. Learning for our future



21 June 2024

[www.scwsm.rbkc.sch.uk](http://www.scwsm.rbkc.sch.uk)

### Year 6 's Blog

Welcome to Year 6's magnificent blog!

In English we have been learning about explanation text which have been quite interesting since we haven't learned it before. We have also been learning about the formal language with an addition of technical vocabulary, we had to write a descriptive paragraph and we had to put some passive voice into it. The teachers gave us a text which contained time conjunctions and fronted adverbials. Ms Martina asked us if we saw any type of words which we don't understand or if we haven't heard of the word before.

In DT we have been learning how to make a type of fairground my group (Terye) chose a Mary-go-round. Unfortunately, in my group it didn't go too well but we started again since we had more than 20 minutes. We worked together so well that it went well and we finished just on time. My group (Abdul) created a Ferris wheel and used lollypop sticks to make the wheel, and cardboard for the base. Due to the motor being old it didn't make the wheel spin so we had to find another motor.



In RE we have been learning how we should treat animals according to prophet Muhammed (PBUH). The story showed us that you should always treat every living thing with respect and dignity, for example the story of the crying camel which is a story were a camel works hard for the man by carrying all of his belongings but when they got to Madinah, the man got some rope and tied the camel to the tree very tightly even though the camel was thirsty and tired of walking all about the place. He started to sob heavily then Muhammed (PBUH) walked into the place and asked who's camel is this? The man said that it was his. Then Muhammed (PBUH) explained to the man that the camel was one of Allah's creations and to treat it with respect.


In Art we have been learning about Freyja Crow who's is multi-disciplined artist known for her contemporary graphic design. She makes posters, blankets, clay and illustrations. We made our own graphic designs whilst expressing ourselves. I used adjacent forms which are pictures overlapping. Other artists similar to Freyja Crow used monochrome designs to create her style. People say that when she makes her self-portraits it doesn't look like her which I (Terye) can agree on. *By Abdu and Terye*

### DATES FOR YOUR DIARY:

- Polling Day -4th July: Our school is a polling station. School closed for children. Online learning continues via Google classroom.



**Emily Sulce YN** "In RE we learnt about the wise man who built his house on the rocks. We also made houses in class."



**Linda YR** "My story is about a butterfly that lives in the sky. Its going to be in our story book."

### Good Samaritan

Anatole from Year 1, is this week's Good Samaritan for his acts of compassion, kindness and selflessness offering his help continuously to Mrs Brincat.



**"Attitude is a little thing that makes a big difference."** Winston Churchill



**Anatole Y1** *"In RE we are learning about Christian promises in front of God. I made a big book all about the Christian marriage."*



**Zara Y1**  
*"For Big Write we are writing a letter as if we are Florence Nightingale. It's to her parent telling them about the hospital in Scutari, how dirty it."*

### Year 3's Blog

Welcome to the awesome Year 3's blog!

In English we have been learning about identifying noun phrases. A noun

phrase is a noun that expands and gives more information about a noun. E.g. the little, pretty cottage and a big, red, juicy strawberry. We also wrote our own sentences with noun phrases.

In Maths we identified angles and turns. We also looked at right angles in a shape and different sizes of angles. Such as acute angle which is less than a right angle (90 degrees), obtuse angle is a bigger angle than a right angle. We also explored clockwise and anti-clockwise turns. We then practised drawing the three angles. After we compared and ordered angles. A right angle is a one turn on and quarter of a circle. Four turns are one whole, aka 360 degrees.

In RE we reflected on the meaning of Jesus being 'the bread of life'. We talked to our partners and discussed. My group (Mesbah's) talked about how bread (food) nourishes and saves us from starvation in the same way that Jesus saves us. Because in the Bible it says that Jesus is the salvation. My group (Soriyah's) discussed about when Jesus fed the five thousand with only five bread and two fish.


In Spanish we are learning about writing numbers and counting in tens up to a hundred. E.g. Ten=diez, hundred=cien. We also counted from 21 to 29. 21= veintiuno and 29= veintinueve. *By Mesbah and Soriyah*



### Head Teacher's Letter

Dear St Cuthbert children and parents,

Today I would like to begin with a big thank you to Breathe London who have funded an exciting air-quality project for our school. We have been in discussion with an environment team at RBKC for the past year, resulting in our special solar-powered air monitoring device being installed into our KS2 playground yesterday. Facing south west to maximise solar energy, the device will collect data over the coming year and be monitored by a consultant - and our St Cuthbert pupils! At the end of the year, we will have some additional funding to make improvements to air-quality on our school site. "All good, but what exactly is it monitoring?" you might ask. The answer: Nitrogen dioxide and Particulate PM2.5 levels in the air! And if these scientific terms are sounding rather confusing, just maybe we will be doing a little investigating this weekend...



A second warm thank you is up next for Southbank Sinfonia who treated our Y3, Y4 and Y5 classes to amazing workshops on Tuesday! I heard such excellent reports from children and staff alike - thank you!



Now finally, given our fabulous summer weather, it is time for a (flourishing) garden update: it seems that we are not the only ones enjoying the super summer sunshine on display at the moment!

With best wishes for an enjoyable weekend,



Miss Putterill and the St Cuthbert Teaching Team

## Year 4's Blog



Welcome to Y4's, flabbergasting blog!

In English, we learned about noun phrases. A noun phrase is a phrase that describes or gives more information about the noun. In a noun phrase, there has to be a determiner and adjective before the noun. Firstly we wrote some short noun phrases on a whiteboard and then added determiners, adjectives, adverbs and nouns. Then, we wrote them in our books. After that, we got highlighters and highlighted all the noun phrases in a text about polar bears. E.g. a polar bears have a very thick coat for insulated fur.

In Geography, we learned about farming in the UK. Firstly, we stuck in a map of the UK and labelled all the farms in the UK. There are different types of farms in the UK. Such as, the farming in Northumbria is sheep farming, in Yorkshire it is dairy farming, in Lincolnshire it is wheat and vegetables farming and in Kent it is fruit farming. We then looked at the land use in the UK. We used a hundred square grid where one grid represented 1% of the land used. 5% is used for houses and gardens, 10% is wood land, 27% is for crops, 9% is for artificial, 7% is for wet areas and 10% is others.

In Maths we are learning about angles. We looked at how to order and compare angles. We then answered questions about obtuse and acute angles.


In Art we are exploring the famous statues and sculptures. We then researched about our favourite and memorable statues in London. After we chose three statues, wrote facts about them in our books. We also expressed our opinions about the chosen piece of art and what we liked about them. Did you know that the biggest statue in the world is the Statue of Unity in India, it is almost 6000 feet tall! *By Neimah*




Year 6's fantastic display of their graphics design works.



Nursery's beautiful RE display of the wise man and the foolish man parable from the Bible.



**Leo Y2** "I wrote a book about my first day at St Cuthbert school. My mum helped me to write it. It will help other children on their first day of school."



**Louie Y2** "In Art we drew and designed sea creatures in the style of Mauri art. We are going to use ceramics to make them."

## Year 5's Blog



Welcome to Year 5's fantastic blog!

In Geography, we learnt about floodplains (areas near rivers that can spill/overspill) Miss Boateng put us in groups of 6. We played the role of town planners and presented our town plan to prevent flooding to the other groups (Year 5) and we had to persuade Miss Boateng, Chief of flood management, to build a town on a floodplain. Some of ideas were to add levees and drains.

In R.E, we have been learning about calligraphiti. We have linked R.e and the painter eL Seed and the pattern he uses in his famous paintings. We wrote a message about equality and how everyone is equal. After that, we drew a building of our choice then wrote our message in the font -calligraphy-. We learnt that eL Seed uses a font to make a drawing called calligraphiti.

In English, we have been using Wikipedia to answer questions about Space invaders-the oldest video game. We found out that a man named Tomohiro Nishikado created Space invaders in 1978. Some questions that we wrote are: How popular is space invaders? How much money did the game make?

In Maths, we have been learning about interpreting timetables. We were given a timetable of a bus time. We then need to figure out when Sam needs to leave the house and get the bus on time. E.g. If Sam wants to get to university campus 10.13 she need to get to the bus terminal at 9.32 also need to subtract the 15 mins walk from her house to the bus stop. *By Ashely and Nathan*

This Week's Attendance

Class	Attendance
Y5	96.3%
Y4	96%
Y1	95%
YN	88.3%
Y3	88%
Y6	87%
YR	87.5%
Y	83%
Total	91%

*'As a school community we are inspired by the parable of the Good Samaritan from the Bible (Luke 10:25-37), where we are encouraged to love one another courageously and with compassion. Through friendship, kindness and thoughtfulness, we will nurture each other to learn and flourish as individuals.'*

**Loving one another. Learning for our future.**

**STAR LEARNERS OF THE WEEK**

**Congratulations to you all!**

- YN Emily Sulce For your fantastic contribution during a Science experiment.
- YR Charsey For prolonged focus during Maths lessons. Charsey recognised the missing numbers to 100.
- Y1 Omayma For trying her best to regulate her feelings independently.
- Y2 Younes For flourishing in the telling time.
- Y3 Yu-Xuan For consistent kindness, compassion and excellence in all subjects.
- Y4 Kate For showing excellent commitment during geography and RE.
- Y5 Alexandra For great enthusiasm in all learning.
- Y6 Ana & Elnaz For flourishing in monochrome graphic design.



**HOME WORK HOTSHOTS OF THE WEEK**

**Congratulations to you all!**

- YN Palmyre For always completing her homework neatly.
- Y1 Anatole For producing a fantastic marriage booklet for his RE project.
- Y2 Louie For writing a phenomenal descriptive paragraph.
- Y3 Aisha For excellent English homework.
- Y4 Lyla For hard work and perseverance with her maths homework.
- Y5 Omar For putting effort into completing homework.
- Y6 Aisha & Mohamed For a well-thought and designed science projects.

There will be **exciting prizes**, for the right answer to this week's puzzle handed in on **Thursday**. Please write your name and answer on a separate piece of paper. **Good luck!**

**Notice to Parents**

**Polling Day - 4th July**

**Our school is a polling station so will need to be closed to pupils for onsite learning. Learning will be via Google Classroom and children will log on at normal school time from home to register. We will provide details closer to the time.**

**DOUBLE PARKING**

Please can parents respect our request not to double-park at drop-off and pick-up times. This creates danger for our pupils and blocks exits and entrances for residents. If this issue persists, the residents will take action by asking the council to block the road.

**Puzzle Time**

**SUMMER IS HERE**

**Word Search**

DIRECTIONS: Find and circle the vocabulary words colors in the grid. Look for them vertically and horizontally.

S	J	C	A	M	P	M	C
W	G	L	A	M	C	H	M
I	J	M	M	P	Y	Y	Z
M	V	K	B	E	A	C	H
S	U	M	M	E	R	M	S
M	H	O	T	E	B	H	U
K	O	I	G	U	F	U	N
W	A	T	E	R	O	Q	E

- BEACH
- CAMP
- FUN
- HOT
- SUMMER
- SUN
- SWIM
- WATER



**Solution for the last puzzle**

**Beginning Cryptarithms**

DIRECTIONS: Within each of the puzzles, every different letter corresponds to a different digit. The left most digits can not be zeros. Given that each of the addition problems is correct, can you figure out what the numbers?

**1**

$$\begin{array}{r} 84729 \\ + 984729 \\ \hline 1069458 \end{array}$$

**4**

$$\begin{array}{r} 801 \\ 571 \\ + 799792 \\ \hline 801164 \end{array}$$

**2**

$$\begin{array}{r} 854 \\ 854 \\ + 9085 \\ \hline 10793 \end{array}$$

**5**

$$\begin{array}{r} 7092 \\ 4817 \\ + 97166 \\ \hline 109075 \end{array}$$

**3**

$$\begin{array}{r} 82151 \\ 81965 \\ + 927415 \\ \hline 1091531 \end{array}$$

**6**

$$\begin{array}{r} 8504 \\ + 98328 \\ \hline 106832 \end{array}$$



**Warwick Road  
Earl's Court  
London  
SW5 9UE**

**Phone: 020 7373 8225  
E-mail: info@scwsm.rbkc.sch.uk**

