

Loving one another. Learning for our future



28 June 2024

[www.scwsm.rbkc.sch.uk](http://www.scwsm.rbkc.sch.uk)

### Year 6 's Blog

Welcome to the fabulous Year 6's blog!

In English, we have been learning about writing a newspaper report. A newspaper report has to have a picture, headline, fact. The newspaper report about kindertransport and what happened during WW2 and there was a person named Nicholas Winton that saved 664 children and not that long ago he met up with a few of them in a hall in 1988. We also wrote about the kids who were on the train such as Herbert Kay. He said he would take his idea was to go skiing

In RE, we have been learning about unwritten rules. An unwritten rule is a rule that doesn't need to be said e.g. respect, responsibility. We also made posters about Nature and how we can protect Nature. We can protect nature by putting plastic in the Recycling Bin instead of leaving it in the floor and let it go in the ocean. We also were reading about a story about a village that was on the border of the tar desert and had a forest protecting the village. A group of people wanted to cut down the trees and the people from the village hugged the trees to stop them from cutting down the trees.

In Art, we were learning about Brief art. A Brief art is something when someone ask you to draw something for them but our class did a brief about a adventure space game that you can play on XBOX, PS5. I designed a game about someone who fights to protect something. The game was called Space Wars and Space Invaders. We designed t-shirts to say something around kindness for Refugee Week.

Daily 10 is a Math app where you can do multiplication, division, fraction and a lot of other good stuff make sure to try it out it for anyone you could even choose what multiplication you want to do such as a Double-Up which is 2 times table.

Bake sale

At the Bake Sale Year 6 made 3 stands with juices, cakes and books; books were £1.50 and the cakes were £1 as well as the juice. We collected £55 in sales. *By Ethan and Ammar*

### DATES FOR YOUR DIARY:

- Polling Day -4th July: Our school is a polling station. School closed for children. Online learning continues via Google classroom.
- Summer Fair- 5th July
- Sports Morning at Holland - 11th July



**Barin YN** "For refugee week I drew on my t shirt my Mum and the world. We have to be kind!"



**Amina YR** "We made sea creatures using salt dough and some glitter. I made a dolphin"



We are so grateful to the kind-hearted member of our community who has donated an amazing microscope to our school! A big thank also goes to Mr Jassam (who has been doing a student placement in our school over the past week) for organising microscope workshops for the pupils!



### Good Samaritans

*Amina from Year R, is this week's Good Samaritan for always thinking of helping others. Amina always gives pencils out to all her group before phonics. Thank you! Mesbah from Year 3, is also this week's Good Samaritan for kindly volunteering for a newsletter duty instead of his classmate.*



*“What lies behind you and what lies in front of you, pales in comparison to what lies inside of you.”*

Ralph Waldo Emerson



**Andalus Y1** *“In RE we are learning about a parable about the sewer. We drew on a paper plate with colourful pens and also stuck the verse Luke 8:11.”*



### Year 3's Blog

Welcome to our magnificent blog!

In English we have been about noun phrases. They expand and give more information about the head noun. E.g. the crispy snow, a lonely ice berg and a cosy den. We then were given a text from a story about polar bears. We identified the nouns and expanded them to noun phrases and wrote our own paragraph using them. We also looked at how to write persuasive letter with a purpose. We then wrote persuasive letters to our teacher to buy us ice lollies.

In Maths we are learning about identifying different types of triangles. There are 4 types called: right angle, isosceles, equilateral and scalene triangle. We also looked at horizontal and vertical lines in 2D shapes. We then explored symmetry in shapes of different side numbers and orientations. We then identified shapes with at least one line of symmetry. Such as a circle, a rectangle and a pentagon.

In Geography we are exploring the similarity and differences between our own cultures and the Amazonian tribes. We also looked at facts about rain forests in Brazil and Australia. We then learnt about how the Amazonian tribe called the Kayapo tribe live in the rainforest. They mainly eat meat and make fire out of wood. Our similarities in the life style is they have families and look after each other. Our differences are that the children don't go to school and they are not in contact with the outside world. *By Aisha and Fatma*

### Head Teacher's Letter

Dear St Cuthbert children and parents,

This week our T shirts are going to do the talking!

Being Refugee Week, we thought that one of the words in our school vision would be an ideal focus for our week, and year to come. So armed with fabric felt tip pens, white t shirts, and some excellent ideas, we have set about designing our t-shirts! And here are some of our results...



As we head rather quickly towards our end of year, I thought it important to send out graduation dates this week so that you can pencil these into your diaries. These graduations take place in our school hall.

	Graduation Day	Time
YN	Monday 15 <sup>th</sup> July	10am
YR	Monday 15 <sup>th</sup> July	2.15pm
Y1&2	Friday 19 <sup>th</sup> July	2.15pm
Y3&4	Monday 22 <sup>nd</sup> July	2.15pm
Y5	Tuesday 23 <sup>rd</sup> July	2.15pm
Y6	Wednesday 24 <sup>th</sup> July Rose Assembly	2pm

Finally, a reminder that we have Google Classroom learning for Y1-Y6 and Class Dojo learning for early years on Thursday due to our school being a polling station.

And now just space enough to wish you a happy weekend of downtime!

Miss Putterill and the St Cuthbert Teaching Team

Dear parents and carers,

On Thursday 4th July (next Thursday), our school will be closed for onsite learning. Hopefully you have seen this reminder in our newsletters in recent weeks!

We will all be learning remotely. Children will log on at 9am for registration. They will complete learning with the class adult through the morning and have breaks at normal times.

After lunch they will have registration again. A project will be set for the afternoon. Teachers will check in with their class at home time to see and hear how project work is progressing.

If you would like to loan a chrome book for use on Thursday please let your child's class teacher know on Monday.



## Year 4's Blog



Welcome to our eye-catching blog!

In English we are learning about perfect present tense. First, we unscrambled 3 sentences that use the words has or have. Then, we made our own sentences using perfect present tense. E.g. Barbarous has been living in a secrete laboratory for many years.


In Maths, we are learning about 4 different types of triangles. Here is a list: Isosceles which has two equal sides and two equal angles, Equilateral which has three equal sides and three equal angles that are 60 degrees, the right angle triangle which is 90 degrees in the corner, and last but not least, scalene which has no equal sides and no equal angles. WE also are learning about symmetry and different shapes while identifying horizontal and vertical lines.

In Geography, we are learning about sketch maps and land use. We drew out our local map while different symbols like the cross which represents the church and orange blocks which represents residential and last but not least, green circles which represents recreational.


In Art, we are learning about sculptures. We got some iPads so that we could look for inspiration on what to make/draw. After that we drew out our design and we also wrote why we chose that design and what methods we will use to create our piece of art.

In Spanish we started learning about the solar system. First we learnt how to say all of the planets E.g mercury = mercurio, Saturn = saturno, Mars = marte and last but not least Neptune = neptuno.


**BONUS:** On Wednesday, in Worship, Kate played her national Ukrainian musical instrument named the Bandura. Also Kate told as story of the Bandura and nobody knew about it but every one really enjoyed it. *By Kate and Malak*



Year 3's fantastic Art display of facts and samples of decoupage.




Year 6's informative display of posters about protecting our planet.



**Joana Y2**  
"I got a golden sticker from Miss Putterill for my letter to Mr Blackwood from Mary Seacole."



**Jai Y1** "In Maths we are learning about movements. Such as forwards, backwards, above and below."



**Sizar Y2**  
"In English we are learning about the history of Nursing. I wrote a letter in big write to a writer from Mary Seacole. Thanking him for his kind words."



A lovely collection of clay sea creatures from Year 1.

This Week's Attendance

## Year 5's Blog



Welcome to Y5's very very good and fun blog!

In English, we had to read and annotate a report. Miss Boateng (Our teacher) gave us 7 questions including a challenge question. We answered all 7 questions, a couple of them were: 'find and label all 6 sub-headings' and 'Find 3 examples of technical vocabulary'. Our challenge question was to write down our own questions and the answers to them.

In Maths, we were looking at Statistics. Miss Boateng gave us a question sheet. The questions were about: 2 way-tables, line graphs and time tables. One of the time table questions were; 'What is the distance between Ely and Leeds? We had to figure out how many kilometres was the distance between them. We used subtraction to find out the answers.

In Geography, we learnt about coasts and their features. A coast is a strip of land that meets the Sea or the Ocean. It could be such materials as: sand, rocks, mud and gravel. Examples of a coasts are lagoon, spit, arch, stacks, beach and cave. We were put into six groups. We then chose which coastal features we will explore. After that we researched our chosen coastal type and feature. We then made our posters and presented them to the class.

In RE, looked at what giving to charity means to Muslims. It's called Zakat, which is the third pillar. In our class we took a survey about the signs of those in need in our community. Some of the responses were: people begging for food, people sleeping on the streets.

In Music we are looking at songs that were written in different languages such as Latin, German and Spanish. We then rehearsed some songs that Mr Gioferree gave us. We are going to perform the songs we rehearsed at the Royal Albert Hall on the 9th of July. *By Adan and Gabriel*

Class	Attendance
Y1	97%
Y6	96%
Y5	95.79%
Y3	94.62%
YN	92.34%
Y2	90.91%
YR	87.65%
Y4	83%
Total	92.67%

*'As a school community we are inspired by the parable of the Good Samaritan from the Bible (Luke 10:25-37), where we are encouraged to love one another courageously and with compassion. Through friendship, kindness and thoughtfulness, we will nurture each other to learn and flourish as individuals.'*

**Loving one another. Learning for our future.**

**STAR LEARNERS OF THE WEEK**

**Congratulations to you all!**

- YN Dalia For Dalia for being kind and supportive to her friends.
- YR Anays For creating a detailed salt dough ocean creatures.
- Y1 Selina For using powerful vocabulary to express her feelings.
- Y2 Sizar For flourishing in his paragraph writing by using wow vocabularies.
- Y3 Tala For flourishing with her English when learning about different types of triangles.
- Y4 Lyla For excellent engagement in Maths when learning about different types of triangles.
- Y5 Nazim For consistently showing determination in his learning.
- Y6 Sarah H For a beautiful video game cover in Art lesson.



**HOME WORK HOTSHOTS OF THE WEEK**

**Congratulations to you all!**

- YN Alenso For doing a fantastic job creating his art piece.
- Y1 Nicola For using amazing vocabulary in his descriptive writing.
- Y2 Gioena For unscrambling his sentences correctly.
- Y3 Ezare For a fantastic project on tribes living in the Amazon.
- Y4 Malak For her amazing flag design.
- Y5 Eliza For excellent sentences in her homework task.
- Y6 Ammar For thoughtfully calculating tricky Maths questions.

There will be exciting prizes, for the right answer to this week's puzzle handed in on **Thursday**. Please write your name and answer on a separate piece of paper. **Good luck!**

**Notice to Parents**

**Polling Day - 4th July**

**Our school is a polling station so will need to be closed to pupils for onsite learning. Learning will be via Google Classroom and children will log on at normal school time from home to register. We will provide details closer to the time.**

**DOUBLE PARKING**


Please can parents respect our request not to double-park at drop-off and pick-up times. This creates danger for our pupils and blocks exits and entrances for residents. If this issue persists, the residents will take action by asking the council to block the road.

**Puzzle Time**



- Across
1. Grains on the beach.
  5. Living in a tent.
  7. It warms you up.
  8. Two wheeled transportation.
  9. Comes with a shovel.
  10. Full of daylight.
  11. A sandy shore.
  12. Area of inland water.
  15. Warmest 3 months of the year.
  16. Top for warm weather.

- Down
2. Plunging into the water.
  3. Move through the water.
  4. Summer hazard.
  5. House in the woods.
  6. Frozen treat.
  7. Trail walking.
  9. A place to swim
  10. Pants for hot weather.
  13. Toy for a windy day.
  14. Mildly hot.



**Word Bank**

BEACH, BIKE, CABIN, CAMPING, DIVING, FIRE, HEAT, HIKING, ICE CREAM, KITE, LAKE, PAIL, POOL, SAND, SHORTS, SUMMER, SUNNY, SWIM, T-SHIRT, WARM

**Well Done**

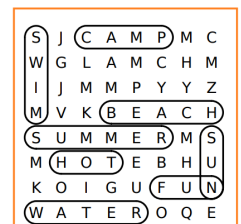
Hanna from Y5 for getting the right answer for last week's puzzle.

**Solution for the last puzzle**

**SUMMER IS HERE**

Word Search

DIRECTIONS: Find and circle the vocabulary words colors in the grid. Look for them vertically and horizontally.



- BEACH
- CAMP
- FUN
- HOT
- SUMMER
- SUN
- SWIM
- WATER



**Warwick Road  
Earl's Court  
London  
SW5 9UE**

**Phone: 020 7373 8225  
E-mail: info@scwsm.rbkc.sch.uk**

