

Loving one another. Learning for our future



17 May 2024

[www.scwsm.rbkc.sch.uk](http://www.scwsm.rbkc.sch.uk)

### Year 6's Blog



Welcome to Year6's spectacular weekly blog!

It's been a rough week, with SATs and all the stressing, but we have managed to squeeze in some learning and maths revision! SATs was easier than I expected, most of the questions were just simple and easy. What I found a bit challenging was the 2nd text on the reading test, as it had a lot of writing and confusing questions that made my head whirl as the time melted away quickly! But, other than that, the tests has felt very quick this past week. It feels like it has only been a day of doing SATs!

In Maths, we have had a chance to revise for our SATs as our test was the last on the list. We been recapping on angles, geometry, shapes, and arithmetic. We have also revised about types of triangles and how many degrees there are in them - can you guess how many? The types of triangles we have focused on are: equilateral, isosceles, and scalene. In the angles learning, we have learned about the different types and we have also learned how to calculate missing angles/number.

In RE and English, we are learning about North Korea. North Korea doesn't allow Christianity or any religion. Kim Jong-un, the leader thinks that they are his enemies. The point of this topic is for us to write a diary entry in the perspective of a Christian in North Korea, who is trying to hide their bible and belief from people so that they do not end up in jail/ labour camp, where the police torture them, or, even worse, they could end up getting killed instantly.

That is all our topics/lessons we have been learning and revising about this week, as SATs has taken up a big block of our week; plus the stressing about whether we fail or pass.

Giya and Ali Hussein ©

### DATES FOR YOUR DIARY:

- Wednesday 22nd Sports Morning - Holland Park - given changing weather patterns, we will update parents on Monday
- Half Term — 27th May – 31st May
- First day back to school for pupils—3rd June



**Snit YN** "I stumped squares and counted more than 6."



**Anatol Y1** "In Art we made our puppets. First we designed it then we chose the materials and finally we stuck the clothes and the googly eyes to the wooden spoon."



### Good Samaritan


Aisha from Year 3, is this week's Good Samaritan for being helpful and kind in the lunch hall in handing out cutlery.



**“Everybody is a genius. But if you judge a fish by its ability to climb a tree, it will spend its whole life believing that it is stupid.” Albert Einstein**



**Selina Y1** “In Maths we did revision. We covered 3D shapes, patterns, making bars, and mass and capacity.”



**Ahmed YR**

“I like adding up numbers. I can add up to twenty. Some of them are even numbers.”



### Year 3’s Blog

Welcome to Year 3’s amazing blog! In English we have been summarising the story of

the Barnbus Project. We wrote the whole story using our own words. We used frontal adverbials to start our sentences and adjectives to describe the characters and settings. We also added conjunctions to extend the sentences, such as because, and, or and so. The challenge was to use personification and metaphor to make the characters interesting.

In Maths we have been learning about telling time to 5 minutes. There are 60 seconds in a minute and 60 min in one hour. There are 12 sections of a clock that represent 5 min each. We also learnt to use Roman numerals to tell time. We then drew the hour and minutes hand on an analogue clock. The challenge was to read the roman numerals 1-100. E.g. V is 5, X is 10, XX is 20 and C is 100.

In RE we have continued to learn about Buddhism. We learnt what the most important thing in life to Buddhists. Which are being respectful and kind to all living things. We wrote what we think is important in life. Some of us wrote how we want to help people and be respectful and considerate.

In DT we have continued to learn about electricity. We designed a product, which is a torch. We labelled all the features, such as switch, battery, spring, bulb, and reflector. Then we experimented after we built our torch.

In Spanish we have been learning about family members how to say I have 2 brothers is *tengo dos hermanos* and how to say my little sister is called Maya is *tengo pequenase se llama Maya*.  
By Tala and Christina

## Head Teacher’s Letter

Dear St Cuthbert children and parents,

Someone once said, ‘If ants are such busy workers, how come they find time to go to all the picnics?’

Whether they are involved busily in day-to-day routines, or heading for a summer picnic somewhere in Earls Court, the ants in SCWSM are under scrutiny: our reception pupils, as part of their Understanding Our Environment topic, have been tracking (almost) every single ant on our premises. And they have even spotted one or two ladybirds enjoying life on our English Lime Trees along the way. With such excitement around this topic,

perhaps visits to local parks could be added to the weekend diary?

Just a week ago, my golden sticker box had another incredibly active Fab Friday. Year 1&2 children, eager to celebrate and showcase their creative booklets, tracked me down and I was able to marvel at the decorative covers and see the excellent written narratives within. Well done to the children on putting so much effort into their tasks enabling such amazing outcomes.

And staying with KS1, what are the pupils saying about their charming puppets, made in DT this week, and now keeping a check on all learning and manners in their classroom?

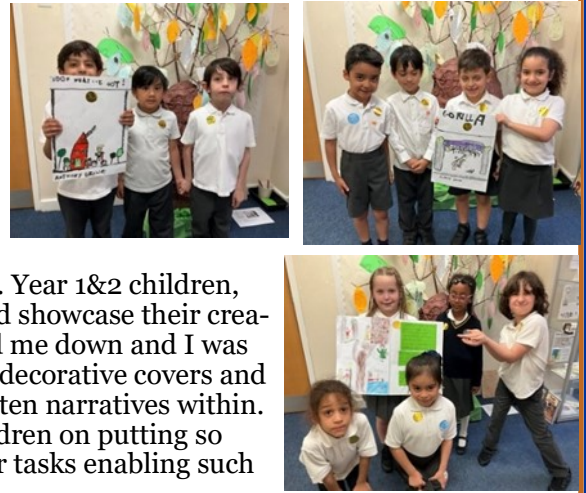
“They will see us having fun and doing good learning! We used fabric for the clothes and some of us drew eyes and some of us added googly eyes!”

“My puppet is amazing and has pink hair!”

Finally, a sincere ‘Well done!’ is due for the students and teachers of our Y6 class for coming through their SATS week still smiling! After so much effort and concentration, you are all deserving of a restful weekend ahead!

With best wishes,

Miss Putterill and the St Cuthbert Teaching Team





## Year 4's Blog


Welcome to Y4's flabber-gasting and worth-your-time blog!!!!!!!!!!!!!!!!!!!!!!

In English, we were rewriting an adventure story called the Barnaba's Project. We needed to write the story in our own words. We wrote a couple of pages and we features of an adventure story. Also use paragraphs to keep our work tidy. We used inverted commas for direct speech and exciting adjectives. Finally we edit and redraft our writings.

In DT, we were experimenting on how to make our own torch. We firstly talking about all the insulators and conductors. Insulators block electricity from flowing through and conductors let electricity pass through. We made our own electricity circuit, for our torch or security system. We used water bottles to make our torch. We then assembled the battery, the switch, the bulb, and crocodile clips.

In Maths we were learning about the Roman numerals. We looked at the numbers on an analogue clock, which were in Roman numerals. We rearranged roman numerals 1-1000 for our challenge. We also drew number on a clock face. E.g. 1=I, 10=X, 100=C and 1000=M.


In Science we recognised some common conductors and insulators in a table. We listed materials in the table and predicted if they are good conductors or not. We then tested each materials with a battery and a bulb to find out if our predictions were true. E.g. paper clip is a good conductor and a rubber is not a good conductor.  
By Neimah and Rene



A DT display from Year 4 electricity topic: alarms and torches.



Alexander Y2 "We did Maths and English assessments this week. I found some of the Maths questions tricky. The rest was not that hard."



Year 1's fantastic posters about different parts of a plant.



Year 4's great PSHE display about healthy life styles.



Kylo Y2 "In English we have been reading Anthony Brown books. We chose our favourites and then made posters in different groups. My group made about 'Look What I Got!' We also wrote our favourite parts and least favourite parts from the book."



## Year 5's Blog

Welcome to Year 5's superb blog!

In English we have been rewriting chapter 7-8 of the Hobbit in our own words. First we split our page into 5 spaces. In those spaces we wrote the 5 senses (touch, smell, hearing, sight and taste). We wrote a sentence each in the box that with one of the senses that could help us with rewriting chapter 7-8 of the Hobbit. E.g. While entering the mysterious cave, they could feel the bronze leaves on the floor.

In Maths we have been learning about how to answer word problems. Miss Boateng told us on how to use RUCSAC. Which is a method of solving word problems by reading, understanding, choosing, solving, answering, and checking.

In RE we have been learning about Guru Har Krishan. Guru Har Krishan became guru at the age of 5 and died of smallpox at the age of 8. He was a very selfless person because even though he had smallpox he wanted to help the others who had smallpox. Sikhs believe that when you die you get reincarnated as an animal or plant.

In Science we have been learning about how a baby develops to a child. We then made a poster about how a baby develops to a child. We used some information from last year 6s posters. At the age of 0-2 a baby they are able to crawl and cry to communicate, 2-5 they can sit independently and can make small sentences.

Finally we, in Year 5 went on a trip to north Greenwich to go on the cable cars. But before that we went to a building and drew sketches of ways we can move from a building to another building. After that we played some basketball then we ate lunch. Then we had chance to go on the cable cars and answered some questions about what different modes of transport we can see. In the end we came back to school.  
By Michael and Sobhan



This Week's Attendance

Class	Attendance
Y3	98.46%
Y6	97.50%
Y2	96.36%
YN	93.95%
Y5	93.68%
Y1	90.83%
Y4	89.00%
YR	86.47%
Total	94%

*'As a school community we are inspired by the parable of the Good Samaritan from the Bible (Luke 10:25-37), where we are encouraged to love one another courageously and with compassion. Through friendship, kindness and thoughtfulness, we will nurture each other to learn and flourish as individuals.'*

**Loving one another. Learning for our future.**

**STAR LEARNERS OF THE WEEK**

**Congratulations to you all!**

- YN Emily Sulce For showing lots of confidence and taking part in PE.
- YR Ethan For showing compassion to the insects in our school garden.
- Y1 Delsa For being eager to learn new things in Maths.
- Y2 Louie & Sizar For getting 20/20 in his assessments. For persevering in his assessments.
- Y3 Mesbah For always persevering and trying hard in all subjects.
- Y4 Rene For flourishing in English writing.
- Y5 Hannah For having determination in English while writing a setting description using relative clause.
- Y6 Elnaz For showing determination towards learning.



**HOME WORK HOTSHOTS OF THE WEEK**

**Congratulations to you all!**

- YN Marin For successfully using the toilet independently.
- YR Alex For attempting more challenging sums.
- Y1 Selina For enthusiastically learning all her spelling words.
- Y2 Ahmad For constantly completing his homework tasks.
- Y3 Tala For excellent effort in homework club.
- Y4 Raya For trying hard with her spelling.
- Y6 Sarah H & Mehdi For showing excellent effort when writing 10 sentences.

There will be **exciting prizes**, for the right answer to this week's puzzle handed in on **Thursday**. Please write your name and answer on a separate piece of paper. **Good luck!**

**Puzzle Time**

**DOUBLE PARKING**  
Please can parents respect our request not to double-park at drop-off and pick-up times. This creates danger for our pupils and blocks exits and entrances for residents. If this issue persists, the residents will take action by asking the council to block the road.

 **Warwick Road  
Earl's Court  
London  
SW5 9UE**  
**Phone: 020 7373 8225**  
**E-mail: info@scwsm.rbkc.sch.uk**

**MERRY MONTH OF MAY**  
Word Search


**DIRECTIONS:**  
Find and circle the vocabulary words in the grid. Look for them in all directions including backwards and diagonally.

BASEBALL  
BLOSSOM  
BUMBLEBEE  
BUTTERFLY  
CINCO DE MAYO  
FLOWERS

E	B	H	C	Q	Q	U	Z	O	K	W	G	E	M	I	N	I	P	J	
N	O	Y	A	M	E	D	O	C	N	I	C	S	G	O	G	D	J	Y	
I	L	Y	P	A	V	D	J	T	J	L	Y	A	G	P	L	A	N	T	
H	X	L	B	V	N	M	Y	A	D	S	R	E	H	T	O	M	G	E	
S	E	E	D	S	Q	M	O	I	L	D	I	I	L	T	E	Q	L	F	
N	E	C	J	I	Y	E	D	M	E	E	W	C	S	L	L	N	I	K	
U	C	D	L	Q	W	M	G	N	I	R	P	S	Q	N	O	N	N	U	
S	U	K	N	O	I	O	E	X	Q	S	U	V	C	F	P	L	H	A	
Q	W	P	E	E	S	R	E	N	K	F	Z	G	P	A	Y	A	Z	G	
H	O	H	O	S	E	I	B	L	D	Y	L	F	T	A	A	R	F	L	
M	M	F	E	H	V	A	E	B	C	V	O	H	T	U	M	E	O	F	
N	U	Q	C	F	S	L	L	N	U	H	X	A	Q	V	L	W	L	F	
A	E	A	L	E	O	D	B	B	E	T	N	T	I	S	M	O	S	C	
G	E	E	B	A	H	A	M	Z	L	I	T	A	M	D	W	M	Y	X	
T	F	A	R	L	Q	W	M	G	N	I	R	P	S	Q	N	O	N	N	U
Q	L	Z	F	G	M	Y	B	I	N	S	S	J	R	N	R	W	C	W	
L	B	Y	O	D	A	B	B	P	A	T	Z	S	S	F	H	A	Y	Z	
I	Y	Y	Z	T	A	U	R	U	S	G	O	E	O	L	L	S	G		
Y	O	O	Q	F	I	S	K	R	G	F	D	G	U	M	Y	R	J		

GARDEN  
GEMINI  
GREEN  
LADYBUG  
LAWNMOWER  
MAYPOLE  
MEMORIAL DAY  
MOM

MOTHER'S DAY  
PIÑATA  
PLANT  
SEEDS  
SPRING  
SUNSHINE  
TAURUS  
TEACHER



**Solution for the last puzzle**  
 **Magic Squares**

The sum is 34.				The sum is 102.			
13	8	12	1	48	9	6	39
2	11	7	14	15	30	33	24
3	10	6	15	27	18	21	36
16	5	9	4	12	45	42	3

The sum is 136.				The sum is 102.			
52	32	48	4	3	42	45	12
8	44	28	56	36	21	18	27
12	40	24	60	24	33	30	15
64	20	36	16	39	6	9	48